




TULDERHOF

ventilation

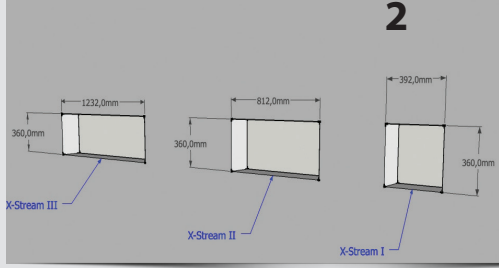
NL: Assemblage X-Stream / EN: Assembly X-Stream / FR: Assemblage X-Stream / DE: Zusammenbau X-Stream

NL: Belangrijk: De wand rondom het gat moet volkomen egaal/vlak zijn
FR: Important: le mur autour du doit être complètement égal et lisse.

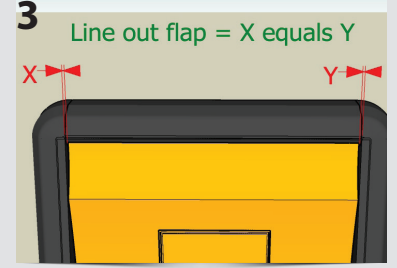
EN: Important : The wall around the hole should be completely flat/even
DE: Wichtig: Die Wand ringsum das Loch muß vollkommen flach/eben sein.



NL: Montageset
EN: Mounting set
FR: Set de montage
DE: Montageset



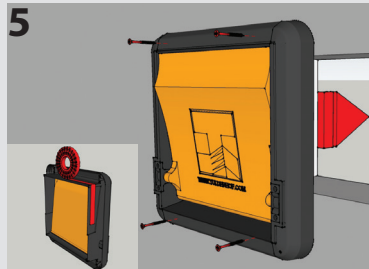
NL: Inbouwmaten
EN: Installation measurement details
FR: Dimensions ouvertures
DE: Aussparungsmaße




NL: Uittijnen : X = Y
EN: Line out : X = Y
FR: Aligner : X = Y
DE: Ausrichten : X = Y



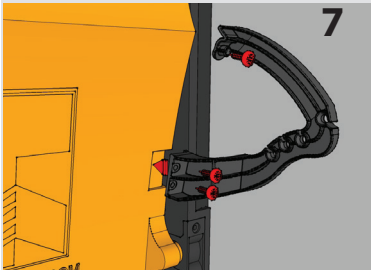
NL: a = Standaard b = Bij betonkader
EN: a = Standard b = With framework
FR: a = Moyenne b = Chez cadre béton
DE: a = Standard b = Bei Betonrahmen



NL: Plaats & schroef -optie zwelband
EN: Place & screw - option swelling tape
FR: Placez et visser - option compribande
DE: Stellen & schrauben - opt. Schwellband



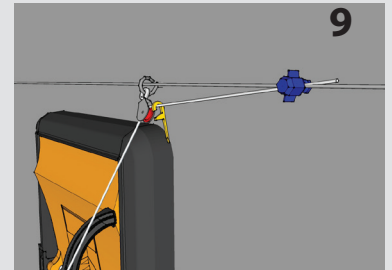
NL: Aansluitset
EN: Connecting set
FR: Set de connection
DE: Anschlußgarnitur



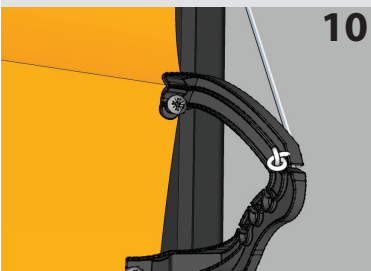
NL: Schroef houder
EN: Screw holder
FR: Vissez la pièce
DE: Schrauben das zubehörteil



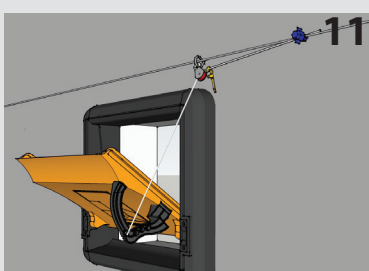
NL: Plaatsen Schroefhaak
EN: Mount screw hook
FR: Placez le crochet à vis
DE: Stelle die Schraubhaken



NL: Plaats katrol, touw en draad
EN: Place roller, rope and clamb
FR: Placez poulie, core et serre-câble
DE: Verbinde Rolle, Seil und Klemm



NL: Plaatsen touw
EN: Place the rope
FR: Placez la corde
DE: Stellen das Seil



NL: Plaatsen touw
EN: Place the rope
FR: Placez la corde
DE: Stellen das Seil